

## Langley Quilters Guild Fall Design Challenge

**Start date:** September 23, 2009

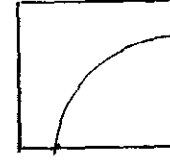
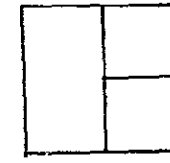
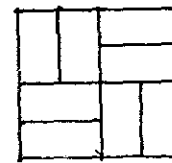
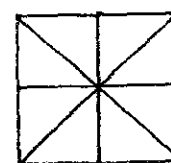
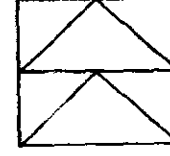
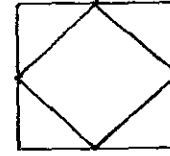
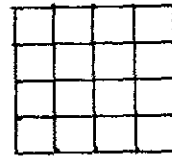

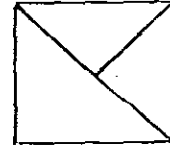
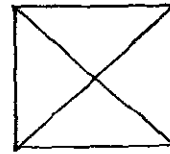
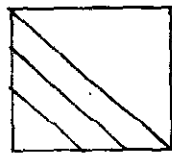

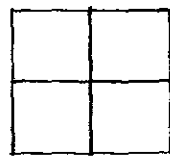


**End date:** January 27, 2010

This fall you have an opportunity to design your own quilt using a selection of 4" finished blocks. You will choose your color palette by selecting one of four presented photographs. Try to use fabric from your stash that closely matches colors in your chosen photo. You do not need to use all colors present in the photo. Use as many as you feel meet your needs for coordination and contrast. You cannot add a color that is not present in the photo. Choose carefully.


The quilt should measure 8 blocks by 10 blocks or 32" x 40" without borders. Adding a border is optional. Quilt top must be completed by January meeting. Have fun.

### The Blocks:

If using plain blocks you can appliqué or embellish as desired. You can combine plain blocks to occupy more than one 4" square on your grid e.g. 8" x 8" or 8" x 12". Use your imagination.



**Each square on this grid represents a 4 inch square on your quilt. Use it for design purposes**



**All blocks should measure 4 ½" unfinished. Play with the design before you sew all blocks together. You may find another placement that creates more interest than your original design.**

contact: *Bonnie Hogander*