


① MARK



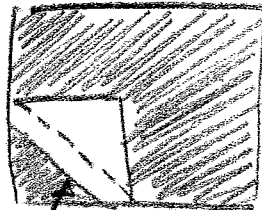
DIAGONAL  
ON SMALL  
SQUARE

② SEW




SMALL  
SQUARE TO  
CORNER OF  
LARGE DARK SQUARE

③ TRIM



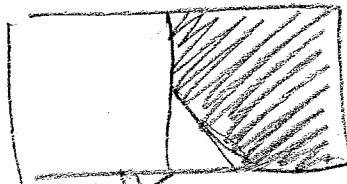
SMALL  
SQUARE  
ONLY

④ PRESS



SMALL  
SQUARE  
TO CORNER

⑤ JOIN (MAKE?)



TO LARGE  
COLOURED SQUARE,  
PRESS SEAM TO  
COLOURED SIDE

⑥ SEW

2 PAIRS  
TOGETHER TO  
MAKE BOWTIE

