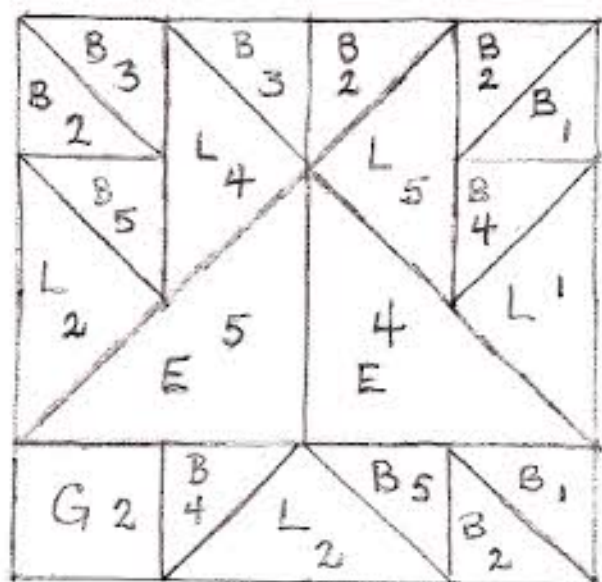


Mother and Child Star Block

(small star beside Large Star)

Cutting Instructions for Small Star



Numbers are colors
Letters are blocks
Label each piece with number + letter.

Color 1 is the background fabric.

Colors 2 and 3 are shades of one color - eg. 2 blues

Colors 4 and 5 are shades of one contrast to colors 2+3 eg. 2 yellows.

Cutting - Color 1 - background.

B. Cut 1 - $2\frac{3}{8}$ " square \square - cut on diagonal - label B1

L. Cut 1 - $4\frac{1}{4}$ " square \boxtimes - cut on diagonal - label L1
(use only one piece) twice

Color 2 - darker shade of color

B. Cut 2 - $2\frac{3}{8}$ " squares \square cut on diagonal - label B2.


L. Cut 1 - $4\frac{1}{4}$ " square \boxtimes cut on diagonal - label L2
both ways


G. Cut 1 - 2" square


Color 3 - lighter shade of color

B. Cut 1 - $2\frac{3}{8}$ " square \square cut on diagonal - label B3


Color 4 - darker shade of contrast color


L. Cut one $4\frac{1}{4}"$ square.  cut on diagonal - label L4
(use only 1 piece) twice


E. Cut one $3\frac{7}{8}"$ square  cut on diagonal - label E4
(use only 1 piece)

B. Cut one $2\frac{3}{8}"$ square  cut on diagonal - label B-4.

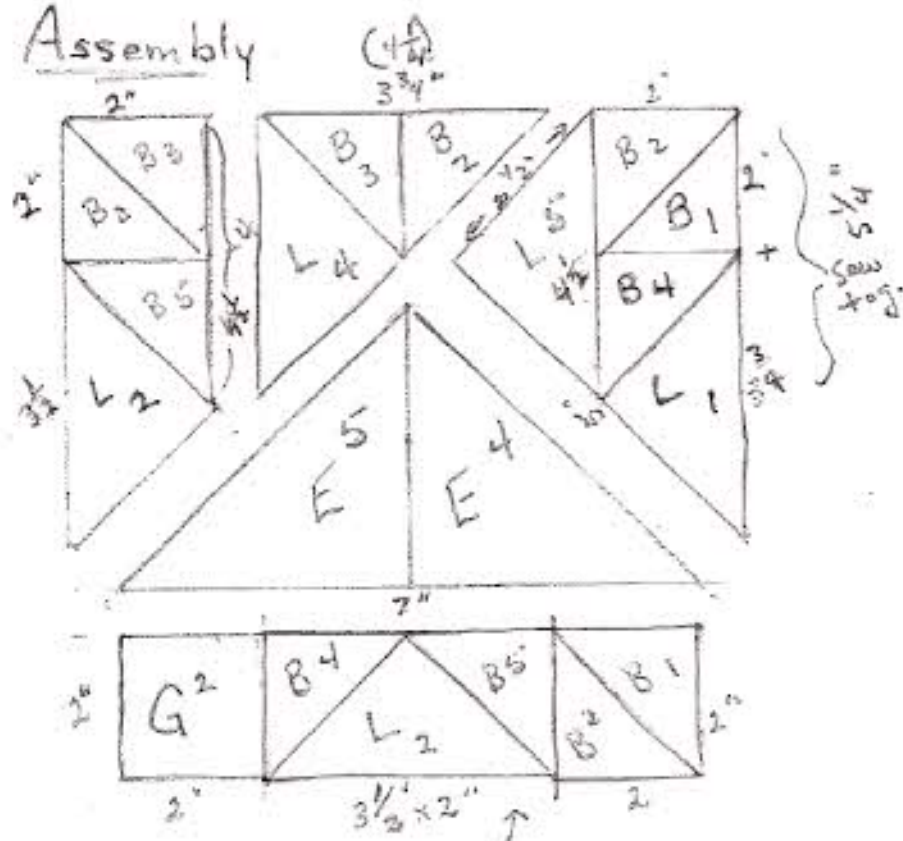
Color 5 - lighter shade of contrast color

L - Cut one $4\frac{1}{4}"$ square  cut on diagonal - label L5
(use only 1 piece) twice

E. Cut one $3\frac{7}{8}"$ square  cut on diagonal - label E5
(use only 1 piece)

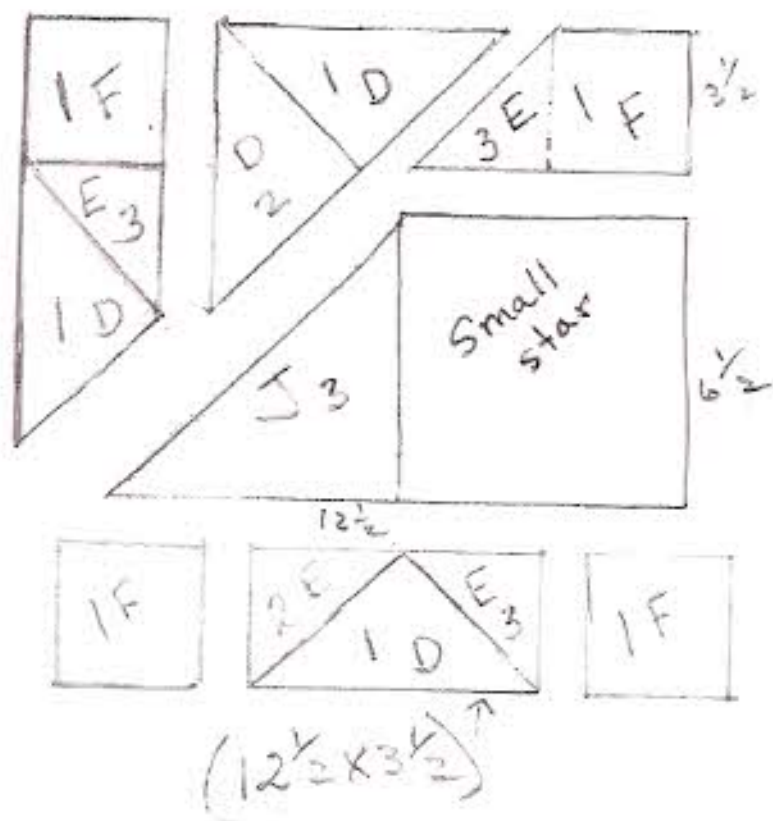
B. Cut one $2\frac{3}{8}"$ square  cut on diagonal - label B-5
once

Assembly




Assembled = $6\frac{1}{2}" \times 2"$


Large Star




Color 1 - background
 F - cut four $3\frac{1}{2}$ " squares
 label F 1


D - cut one $7\frac{1}{4}$ " square
 cut on diagonal both
 ways  use 3 pieces
 label D 1


Color 2

D - cut one $7\frac{1}{4}$ " square
 cut on diagonal  twice
 (use 1 piece)
 label D 2

E - cut one $3\frac{7}{8}$ " square
 cut on diagonal 
 (use one piece)
 label E 2

Color 3

E - cut two - $3\frac{7}{8}$ " squares
 cut on diagonal 
 (use 3 pieces)
 label E 3

J - cut one $6\frac{7}{8}$ " square
 cut on diag 
 (use one piece)
 label J 3