

Feb. 2010 B.O.M.

Jewel Box

Block A...Cut 4 4" x 4" squares Green as in the picture

Block A...Cut 4 4" x 4" squares White as in the picture

Do your blocks in your own colours, our samples are red,white, and black

Right sides together, draw a line diagonally from one corner to another, sew 1/4" seam on both sides of the line. Trim to 3 1/2" You should have 8 H.S.T. Press to dark side. These are the corners, and centre squares.

Block B...Cut 16 2" x 2" squares Green



Block B...Cut 16 2" x 2" square White

Follow the pattern for placement of the block.

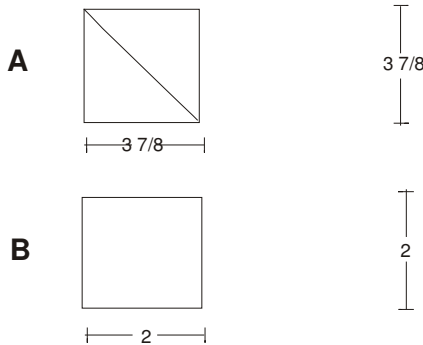
Feb. BOM. 2010

Jewel Box

Key Block(1/5 Actual Size)



Cutting Diagram



Patch Count

