


Disappearing Nine Patch



SIZE: 12" x 12" UNFINISHED

FABRICS:

A - Medium to dark blue scraps.

Five squares 4 1/2" X 4 1/2"

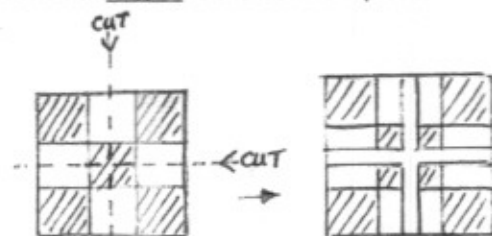
B - white

Four squares 4 1/2" X 4 1/2"

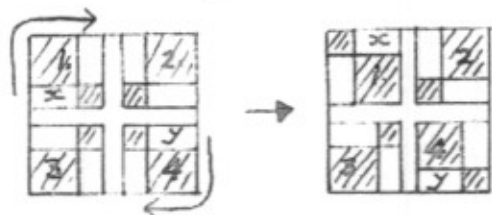
1. Assemble a nine patch block with the blue squares at the four corners and centre. Press.



2. Cut the nine patch block in half twice, once vertically and once horizontally. The cuts should be 2" from the edges of the centre square.



3. Rotate squares 1 and 4 one half turn so that the outside corners are now at the centre. Reassemble the squares.



4. Press finished work (block should measure 12" square).