

Langley Quilters' Guild

Block of the Month

For the November Meeting

"Scrappy Trails"

Block size 8 1/2" unfinished

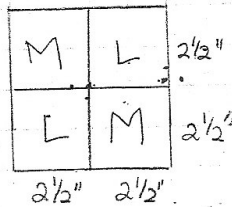
This block is made up with two 4 1/2" four-patches and two 4 1/2" half-square triangle blocks. For a scrappy look, gather lots of scraps from your bulging bags and boxes. You will need LIGHT and MEDIUM values for the 4-patches. The half-square triangle blocks use DARK and LIGHT fabrics.

Cutting Directions:

For the 4-patches: cut 4 2 1/2" squares of different LIGHT colours.

cut 4 2 1/2" squares of different MEDIUM colours.

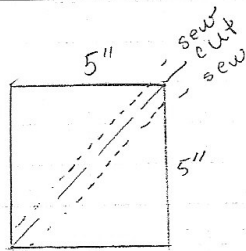
Sew light and medium squares together in pairs. Press the seam towards the medium colour. Matching seams, sew the pairs together as shown:



For the half-square triangle blocks: cut 4 5" squares of different DARK colours.

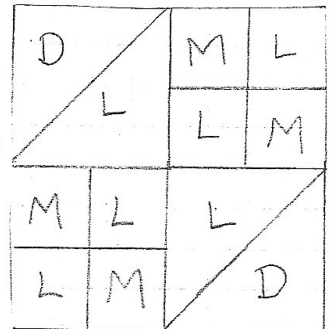
Cut 4 5" squares of different LIGHT colours.

Pair a dark square and a light square together, right sides together. Draw a line diagonally from corner to corner and sew 1/4" from this line on both sides of the line. Cut along the line and press seams towards the dark fabric. Choose another different pair of squares, dark and light, and do the same. You will have half square triangle blocks left over.



Now sew your two 4-patch blocks and your two half-square triangle blocks together like this:

The dark half-square triangle blocks must point outwards for the over-all pattern to appear.



Questions ?

Maureen 604-533-8243  
Liz 604-856-9131