

BLOCK OF THE MONTH: WILD TROPICAL FISH 9 1/2 x 9 1/2

Fabric: Background Blue/Green 'Sea'

Fish: Any wild fabric you can imagine a tropical fish could (batiks work well)

Cut: For background 2...3 1/2 x 3 1/2 inc squares




2...3 7/8 inch squares



Cut: For fish 4...3 1/2 inch squares



2...3 7/8 inch squares



Method. Place background and fish 3 7/8 squares right sides together, draw line corner to corner on the back. Sew 1/4 inch seam either side of this line and cut between seams. You now have four half square triangles. Yes, you will have one spare already for a second fish block. Sew the units together in the format below:



Rita Raun - 604-534-7587