




September Block

Pumpkin Nine Patch


Block 1 – Pieced



1. Cut 5 3½” black squares. 
2. Cut 4 3½” orange squares. 
3. Make a 9-patch block.
4. Unfinished block is 9½”.

Block 2 – Fused Applique Pumpkin

1. Cut a 9½” beige colored square.
2. Cut out pumpkin design. – Use green fabric for ^{Stem}~~them~~, two colors of orange for pumpkin.
3. Fuse to 9½” beige square.
4. Blanket stitch by hand or machine around applique pumpkin.



Any Questions?
Call Liz

