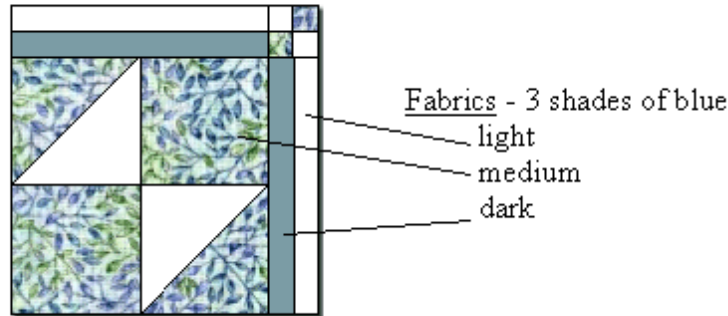


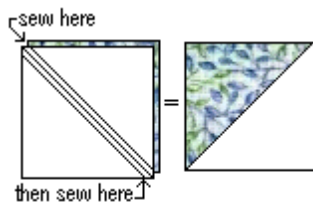
Odds and Ends

August Block

Size - 12 1/2" unfinished




1. Cut two 1 1/2" squares from the light and medium blue fabric. Make a four-patch unit. Press.
2. Cut two 10 1/2" X 1 1/2" strips from the light and dark blue fabric. Sew a light strip to a dark strip X2. Press.
3. Sew the four patch unit to one of the strips. Press.
4. Cut two 5 1/2" squares from the medium blue fabric.




5. Cut one 5 7/8" square from the medium and light blue fabric. Place the two squares right sides together. On the back of the top square lightly mark the diagonal. Sew a scant 1/4" seam on each side of the marked diagonal line. Cut apart on the marked line to get two half square triangles. Press seam towards the darker side.

Trim these blocks to 5 1/2" if needed.



6. Sew a four patch unit together using the half square triangle blocks and medium blue 5 1/2" squares.



7. Sew the block together as shown. Unfinished block is 12 1/2"