
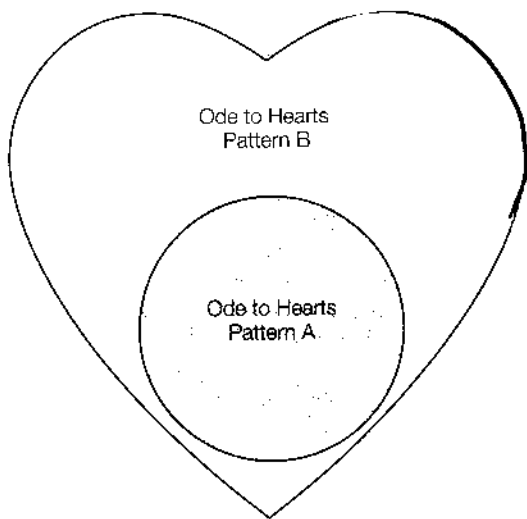


February Block 2004

Ode to Hearts



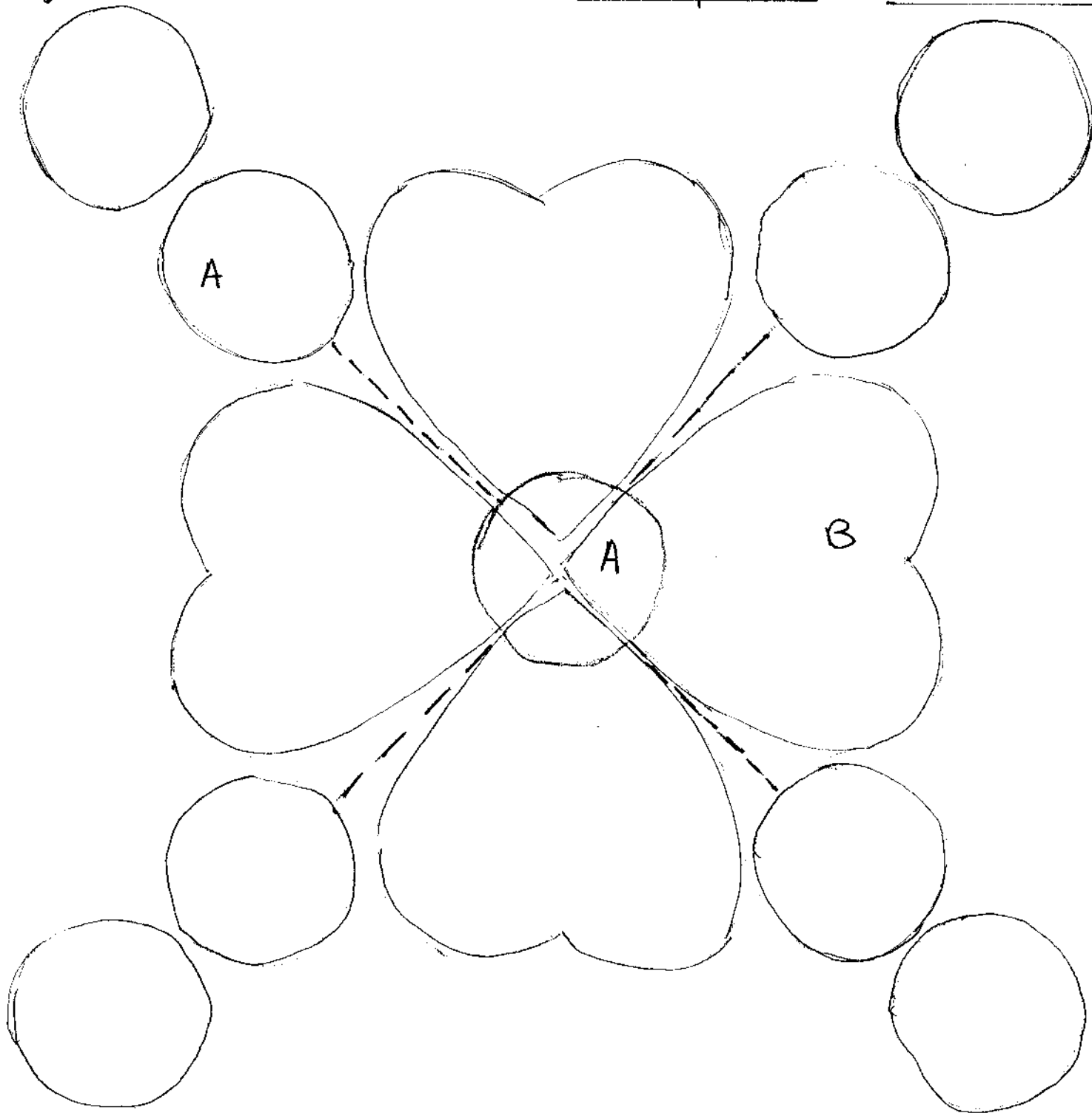
$8\frac{1}{2}$ " block
unfinished



Patterns A & B

- Fabric - $8\frac{1}{2}$ " square of white fabric
- Red & pink fabrics
- embroidery floss
- fusible web

- 1) Cut 9 of pattern A from pink or red fabric.
- 2) Cut 4 of pattern B from pink or red fabric (opposite to pattern A)
- 3) Arrange applique pieces on $8\frac{1}{2}$ " square of white fabric (see applique design placement page 2)
- 4) Fuse the applique in place
- 5) Use 2 strands of red embroidery floss and blanket stitch around each piece or machine stitch if you want.
- 6) Embroider a straight running stitch between hearts as shown on page 2



--- embroidery running stitch